






# vebrocrete SL



## why choose vebrocrete SL?

-  High temperature resistance up to 60°C
-  Excellent resistance to corrosive foodstuffs & aggressive cleaning solvents
-  Excellent cleanability & seamless hygienic finish
-  Food-safe; solvent-free, odourless, non-tainting & non-dusting
-  Complies with HACCP food safety management guidelines



## system design & typical properties

<b>1 Primer</b>	vebrocrete PU Primer or vebrocrete PU MF	1.00 kg/m <sup>2</sup> (Smooth Finish) 1.80 kg/m <sup>2</sup>
<b>2 Topping</b>	vebrocrete PU SL	3.60 kg/m <sup>2</sup> at 2.0 mm 5.40 kg/m <sup>2</sup> at 3.0 mm

<b>Thickness</b>	2.0 – 3.0 mm
<b>FeRFA Type</b> <i>BS 8204-6</i>	Type 5
<b>Temperature Resistance</b>	5 – 65°C at 2.0 mm
<b>Fire Resistance</b> <i>EN 1350-1</i>	B <sub>n</sub> S1
<b>Co-efficient of Thermal Expansion</b> <i>ASTM C531</i>	5.8 × 10 <sup>-5</sup> / °C
<b>Slip Resistance</b> <i>TRRL Pendulum Slip Test / DIN 51130</i>	Dry >40 / R9
<b>Abrasion Resistance</b> <i>EN 13892-4 / BS 8204-2</i>	AR 0.5 / Special Class
<b>Shore D Hardness</b>	80 after 28 days
<b>Compressive Strength</b> <i>EN 196-1 / ASTM C109</i>	50 N/mm <sup>2</sup>
<b>Antimicrobial</b> <i>ISO 22196:2011</i>	After 60 wash cycles, 99.9% microbial growth reduction
<b>Speed of Cure (at 20°C)</b>	Light Foot Traffic – 12 hours Full Chemical Cure – 7 days

For a full technical profile, please refer to the data sheet for each product in the system design.

## contact the vebro team

w: [vebropolymers.com](http://vebropolymers.com) | e: [asia@vebropolymers.com](mailto:asia@vebropolymers.com) | t: +60 3 5871 2968\* / 2969† | f: +60 3 5871 2970

Please note, the applied colours may differ from the examples shown. vebrocrete systems may exhibit a yellowing effect over time resulting from thermal, UV or chemical exposure. This will be more pronounced on light grey or blue shades. \*Colours marked with an asterisk will incur an additional supplement. The typical physical properties given above are derived from testing in a controlled laboratory environment at 20°C. Results derived from testing field applied samples may vary dependent upon site conditions. The slip resistance figures given above are affected by application techniques and prevailing site conditions. Slip resistance can reduce over time due to poor maintenance, general wear or surface contaminants. Good housekeeping practices should be observed.

