

industrial & warehousing units flooring guide

a big **hello** from vebro

Vebro Polymers is a supplier of polymer flooring, specialist coatings, pump screeds, rapid-drying screed additives and car park deck wearing solutions. Our products and systems have been expertly designed for use in a wide variety of applications including...



We can also provide specialist materials for use on fast turnaround new-build or refurbishment projects as well as those requiring subfloor preparation prior to the installation of final finishes.

our big promise



Vebro Polymers has been formed by like-minded individuals who — at the time — had over 200 years' combined experience in the polymer flooring, coatings and construction chemicals industry.

The company was founded on a simple service promise to customers, which aims to provide the best quality, agility and reliability in the industry.

vebropolymers.com

peace of mind throughout your project

Vebro Polymers is proud to work with a select group of applicator partners in its local territories — a network of approved specialist resin flooring contractors who we're confident will follow the appropriate preparation and application methods to deliver a fit-for-purpose, long-lasting floor in your facility.

global team, local expertise

Founded in the UK, Vebro Polymers has grown to serve local markets across the world. For local contact information, visit **vebro**polymers.com

our STAR+ approach

The team at Vebro Polymers are committed, right from the beginning of your flooring project through to aftercare. We work closely with our applicator partners to deliver on all the key stages of your project.



site survey & specification

Before any flooring works begin on site, the Vebro team, or one of our partners, will visit the site to complete a detailed and thorough site survey. This will allow our technical experts to produce a bespoke flooring specification that not only delivers on your specific service criteria, but also takes into consideration the substrate, condition, budget and construction schedules.



tracking

The team at Vebro understands the importance of each key stage in flooring application. That's why we work closely with our applicator partners throughout each project to ensure that every stage is delivered to the highest of standards.



application

At Vebro Polymers, we only work with experienced, trusted applicator partners and we're confident in their ability to install a fit-for-purpose floor coating system that meets the service criteria of your facility.



review

Once the floor is installed on site, our team will ensure everything is completed to our high standards and, all packaging waste is correctly disposed of in line with government regulations and the floor is turned over to the client or follow-on trades.



+aftercare

Floor maintenance requirements will differ depending on your specific environment, the type of floor installed and how it is used each day. We work alongside our applicator partners to share with you the best practice for keeping your floor in top condition.

polymer flooring explained

what is polymer flooring?

Polymerisation is, in short, a chemical reaction between multiple components to create a polymer.

Although the components of a polymer floor are primarily liquid (other than added decorative flakes, filler aggregates, texturising sand or anti-slip quartz beads), the chemical reaction results in a hard, durable surface.

There are different types of polymer flooring, each with its own unique performance characteristics.

Technology	Best for...
Epoxy	Applications where durability and chemical resistance are required
Polyurethane	Applications where elasticity, impact resistance and UV stability are required
Polyurethane Concrete	Heavy-duty applications and areas of thermal shock
Comfort PU Liquid Vinyl	Commercial applications where design and improved indoor environmental quality are of high importance

Methyl Methacrylate (MMA)	Speedy applications, where a quick turnaround is required
---------------------------	---

how is polymer flooring installed?

The first, and arguably most important, step in the installation of a resin floor system is preparation. The applicator will ensure that the substrate is smooth, level and free of contaminants like dust, oils or grease that may affect the integrity of the final finish.

Once the substrate is ready, resin flooring materials are installed by experienced applicators in layers. Depending on the type of floor system being installed, this process often starts with a primer layer, then body coats and sealers where necessary, ensuring each coat has cured to the appropriate degree before moving on to the next.

benefits of seamless resin vs. alternative floor finishes



Seamless impervious finish, prevents the build-up of dirt in grout lines or at trims



Hardwearing and durable finish with a robust sealer that withstands frequent foot and forklift traffic



Easy to clean; can withstand chemical cleaning processes and hot water downs



Fast cure MMA systems available that can be installed overnight — walk on in just 60 minutes



Low maintenance; can be over-coated periodically to refresh the surface



Wide range of finishes available to suit every area throughout the industrial facility

flooring for industrial units

frequently asked questions

Choosing protective flooring for industrial and manufacturing environments is far more complicated than just finding the cheapest coating product – or even worse – leaving the concrete uncoated!

Several other factors including durability, safety, resistance profile and cleanability as well as the cost, will all play a factor in influencing your decision.

To make it easier, we've compiled some of the key FAQs that will help to determine if resin flooring is the right choice for you and your industrial workspace.

How often do resin floor coatings require repair & maintenance?

Resins are seamless in nature and don't include joints or grout lines, which are susceptible to harbouring dirt, grease, bacteria and stains in general. Dust and dirt can simply be swept, mopped or hoovered away and the floor cleaned according to manufacturer's guidelines based on the surface profile of the floor.

Resin flooring is also extremely strong and durable, meaning that it has an extended service life compared to other floor coverings. Installed properly, and with the correct maintenance, it can last for years without cracking or peeling, meaning that you won't have to replace the floor or carry out repairs as frequently than you would if using other materials.

How can resin flooring help to protect against slips and trips?

Slips and trips are one of the most common accidents that occur in the workplace, and one of the reasons for this can be unsuitable floor coverings. With a staff body to protect, it is important to consider this when choosing a floor finish, as well as the service criteria that a floor will be subject to.

For example, areas subject to either wet processes, frequent spillages or those that employ rigorous cleaning regimes such as steam cleaning or hot water wash downs should take particular care to ensure an anti-slip finish when replacing floor coverings or coatings.

Liquid-applied resin floor systems are great to custom build any safety features that you require from your floor within your workspace, surface profiles can be tailored to include quartz, aluminium oxide, glass spheres or silicon carbide in order to enhance the slip resistance profile of the floor finish.

Is resin flooring durable enough for industrial facilities?

Industrial and manufacturing spaces are often subject to heavy loads, equipment and machinery as well as the constant coming and going of rubber-wheeled forklift truck traffic and other punishing processes.

As a result, durability in a flooring material is often critical to avoid the risk of floor failure or the surface wearing far too soon and having the headache of having to replace it all over again!

Epoxy, polyurethane and MMA resin surfaces have a longer lifespan compared to most other flooring solutions. Resin creates a hard, fast bond that is much stronger than just concrete and is highly resistant and able to withstand impact and heavy-duty industrial wear and tear.

Resin also has the advantage of offering a degree of flexibility under stress; this property gives it durability under impact and thermal shock.

How can I ensure safe flow of traffic throughout my facility?

Demarcation and colour blocking across the floor space can be used in industrial workspaces to notify employees and visitors of workflows, warn of any potential risks, hazards or dangers as well as highlight safe walkways and / or areas that should remain clear and accessible.

Resins are also available in virtually an unlimited palette of RAL colours to complement any floor demarcation processes that you may have in place.

Are resin floors expensive?

Resin flooring can sometimes be more expensive in the short term than using other materials, this can be as a result of a potential increased cost of materials as well as the outlay for specialist trained resin contractors to install the product, but its durability alone makes it an extremely cost-effective option, as you won't need to replace it for many years.

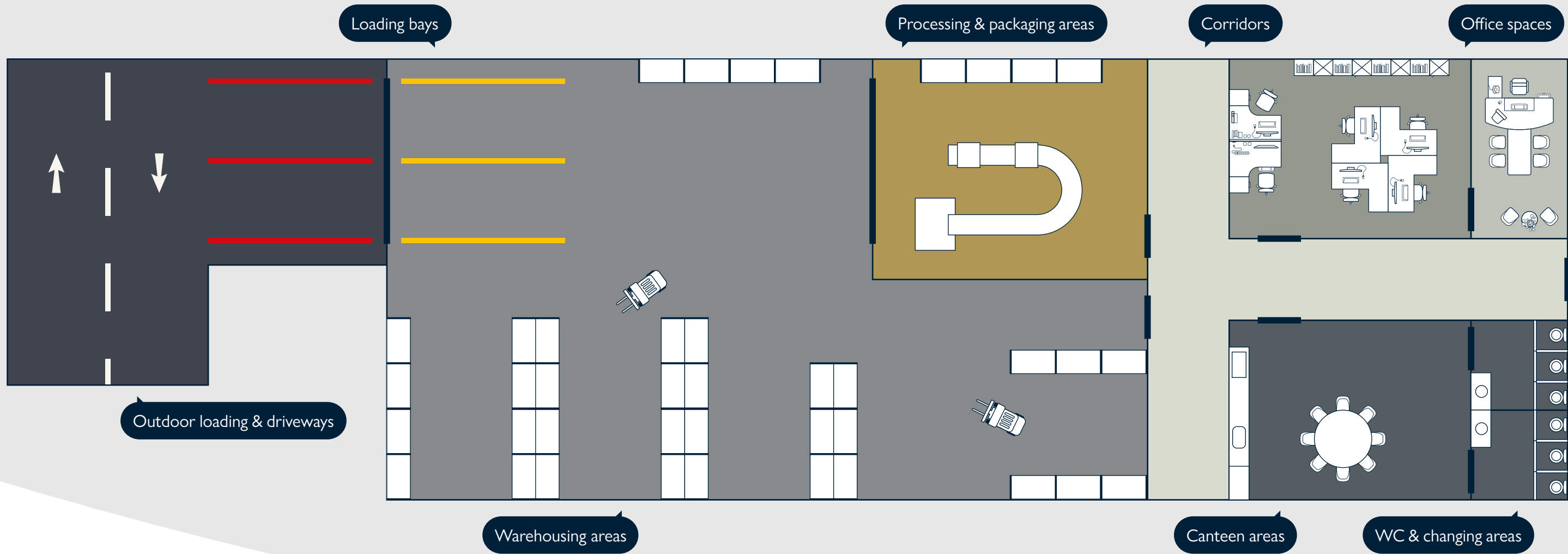
And, when you take into account other savings that you can generate as a result of selecting resin flooring, such as reduced maintenance, cleaning and energy costs, it makes sense that an investment now will continue to pay dividends in the long term too!

Can resin floor achieve SR1 flatness?

An extremely flat finish can be critical in the finished goods or raw materials warehousing area of an industrial facility, where racking aisles may be narrow and stacked high. A slight deviation in the floor level could spell disaster for forklift truck operators attempted to retrieve goods.

Epoxy, polyurethane and MMA resin floor systems have a self-smoothing property and, provided their installed by an experienced applicator, are capable of achieving SR1 flatness, making them ideally suited to warehouse spaces.

Their seamless application also means that there are no grout lines or breaks in the floor surface in the driveways of warehouse aisles.



industrial units floor systems selector

Each of Vebro Polymers' range of floor systems has been specifically designed to meet various service criteria.

For that reason, we've put together our recommended floor systems for each area of industrial & warehousing facilities.

level with us...

If your substrate needs some attention, **vebro**screed systems are also available should any levelling be required prior to the installation of polymer finishes! Visit vebropolymers.com for more information.

Vebro Polymers Floor System	Warehousing areas	Loading bays	Outdoor loading & driveways	Processing & packaging areas	Office spaces	Canteen areas	WC & changing areas	Corridors
vebrores EP HBC	✓							
vebrores EP SL	✓							✓
vebrores PU HBC	✓							
vebrores PU SL HD	✓							
vebrocrete MF				✓				
vebrocrete HF				✓				
vebrospeed Flake					✓	✓		
vebrospeed Quartz							✓	
vebrodeck MMA ID		✓						
vebrodeck MMA Linemarkers		✓						
vebrodeck MMA Topcoat			✓					
vebro	✓							
vebro	✓							

industrial units floor systems guide



Ranging from epoxy and polyurethane coating systems for warehouses and corridors, through to methyl-methacrylate deck systems and demarcation for loading bays, Vebro Polymers offers a complete range of resin flooring materials for industrial applications.

Vebro Polymers' range of epoxy, polyurethane and MMA flooring and deck coating systems are available in a wide range of standard, non-standard and premium colours. For your copy of the Vebro Polymers Colour Bible, visit vebropolymers.com.

what does it all mean?

Throughout this floor system guide, you will see a number of icons relating to the installation and performance features of each system recommended for industrial facilities and warehouse units. Here's what they all mean...



technically speaking...

Looking for technical information? Full technical profiles can be found in Vebro Polymers' technical datasheets.

For the most recent technical datasheets and standard system specifications, please visit www.vebropolymers.com

vebropolymers.com

epoxy & pu coating systems

vebrores EP HBC

- 1 vebro EP Primer
- 2 vebro EP Universal (2 coats)

best for warehousing areas

0.35 mm

~20 mins

16 hrs

7 days



vebrores EP SL

- 1 vebro EP Primer (2 coats)
- 2 vebro EP SL

best for warehousing areas & corridors

2.0 – 4.0 mm

~60 mins

16 hrs

7 days



vebrores PU HBC

- 1 vebro EP Primer
- 2 vebro PU HBC (2 coats)

best for warehousing areas

0.7 mm

20–25 mins

16 hrs

7 days



vebrores PU SL HD

- 1 vebro EP Primer
- 2 vebro PU SL HD


best for warehousing areas

2.0 – 4.0 mm

20–25 mins

16 hrs

7 days




looking for added slip resistance?

A textured finish can be achieved in these **vebrores** systems through the inclusion of graded aggregates between coats. For more information, visit vebropolymers.com


polyurethane floor screeds

vebrocrete MF


vebrocrete MF is a medium duty, easily-applied, self smoothing polyurethane concrete screed offering excellent chemical and wear resistance in food and beverage processing facilities.




High temperature resistance up to 70°C




Food-safe and resistant to corrosive foodstuffs and aggressive cleaning solvents



Fast return to service in refurbishment scenarios



Excellent cleanability and seamless hygienic finish





1 vebrocrete PU Primer


2 vebrocrete PU MF

best for processing & packaging areas

4.0 – 6.0 mm

 ~15 mins

 12 hrs

 7 days

vebrocrete HF

vebrocrete HF is a heavy duty polyurethane concrete mortar offering excellent chemical, thermal shock and wear resistance in food processing areas.


Please note: vebrocrete HF Rapid Cure is also available.




Excellent thermal shock resistance up to 130°C



Slip resistant profile; suitable for wet processing areas



Food-safe and resistant to corrosive foodstuffs and aggressive cleaning solvents



Excellent cleanability and seamless hygienic finish




1 vebrocrete PU Primer


2 vebrocrete PU HF

best for processing & packaging areas

6.0 – 9.0 mm

 ~15 mins

 12 hrs


 7 days

fast cure MMA floor coating systems

vebro speed Flake

vebro speed Flake is a highly decorative and durable UV-stable flooring system based on ultra fast-curing MMA (methyl methacrylate) resin technology.

Please note: Coving is available.



1 vebro MMA Primer

2 vebro Natural Quartz


3 vebro MMA Binder with vebro MMA Pigment & vebro MMA Filler


4 vebro Coloured Flake Blends

5 vebro MMA Seal (Clear Silk)

best for office spaces & canteen areas

2.0 – 4.0 mm

 1 hr

 2 – 3 hrs

vebro speed Quartz

vebro speed Quartz is a highly durable and slip resistant, UV-stable quartz flooring system based on fast-cure MMA (methyl methacrylate) technology.

Please note: vebro speed Quartz can be modified for wet processing and trafficable surface wet areas as vebro speed Quartz SR. Coving is available.



1 vebro MMA Primer

2 vebro Coloured Quartz Blends

3 vebro MMA Binder

4 vebro Coloured Quartz Blends

5 vebro MMA Seal (Clear Silk)

best for WC & changing areas

4.0 mm

 1 hr

 2 – 3 hrs

deck coatings & demarcation

vebrodeck MMA ID

vebrodeck MMA ID is a fast-cure, OS8 certified, methyl-methacrylate deck wearing system ideally suited to use on driveways and loading bays.


Recommended complementary linemarker:
vebrodeck MMA Linemarker

best for loading bays

↑ 2.0 mm

🔧 45 mins

🕒 90 mins



- 1 vebrodeck MMA Damp Primer
- 2 vebro Natural Quartz
- 3 vebro MMA Binder with vebro MMA Filler
- 4 vebro Bauxite
- 5 vebrodeck MMA Topcoat

vebrodeck MMA Linemarker


vebrodeck MMA Linemarker is a pigmented, roller applied linemarker for use in conjunction with vebrodeck MMA coating systems.

best for loading bays

↑ 0.5 mm

🔧 ~15 mins

🕒 ~30 mins



- 1 vebrodeck MMA Linemarker


vebrodeck MMA Topcoat

vebrodeck MMA Topcoat is a heavy-duty deck wearing system, designed for use on high trafficked driveways, ramps and turning circles located on external decks of multi-storey car parks and similar structures or facilities.

best for outdoor loading bays

↑ 1.5 – 2.5 mm

🕒 45 mins



- 1 vebro MMA Damp Primer
- 2 vebro Natural Quartz or vebro Bauxite
- 3 vebrodeck MMA Topcoat

sub-floor & wearing screeds

vebrocreed Industrial

vebrocreed Industrial is a deep-fill, rapid-setting, high strength cementitious smoothing underlayment.

- ✓ 30 – 40 minutes working time
- ✓ Foot traffic in 2 – 3 hours
- ✓ Pump or trowel applied
- ✓ Suitable to receive a resin floor coating system
- ✓ Suitable for underfloor heating systems
- ✓ Protein-free and moisture tolerant
- ✓ Can be used with vebrocreed Top as a wearing surface

best for levelling prior to floor finishes

↑ 5.0 – 50.0 mm

🔧 30 – 40 mins

🕒 2 – 3 hrs

🕒 36+ hrs



vebrocreed Top

vebrocreed Top is a 1-component, high-strength, self levelling wearing screed and smoothing underlayment.

- ✓ Can be used as a wearing surface (minimum 5.0 mm)
- ✓ Pump or trowel applied
- ✓ Suitable to receive a resin floor coating system
- ✓ Suitable for underfloor heating systems
- ✓ Protein-free and moisture tolerant
- ✓ Extremely smooth finish with superior flow

best for wearing surfaces

↑ 5.0 – 30.0 mm

🔧 20 – 30 mins

🕒 2 – 3 hrs

🕒 12+ hrs



but wait, there's more...

Vebro Polymers is also able to offer ancillary products including repair mortars, jointing compounds and safety linemarking products.

For more information and local availability, visit vebropolymers.com



vebro polymers.com

Please note: the information in this guide is subject to change and the most recent technical data should be sought for accurate, up-to-date product or system information. Errors & omissions excepted. The applied colours may differ from the examples shown within this guide. Actual samples should always be viewed before making a final decision, especially if colour accuracy or matching is key to your decision.

© 2022, Vebro Group. All rights reserved.

Industrial & Warehousing Units Flooring Guide [Vebro Polymers] 21/07/22