



seamless resin terrazzo flooring

your bespoke design
installed with peace of mind

vebro polymers

seamless resin terrazzo

luxury underfoot

Discover the infinite design possibilities of in-situ installed seamless resin terrazzo flooring, with **vebro** Classic Terrazzo — a seamlessly stylish, pigmented, epoxy resin bound terrazzo flooring system.

Designed for use in commercial areas subject to high levels of pedestrian traffic, the **vebro** Classic Terrazzo system incorporates an attractive blend of decorative aggregates and is ground, grouted and sealed to deliver an eye-catching terrazzo surface.

key performance benefits



-  Ultra-hard wearing with exceptional durability, ideal for high trafficked areas
-  Offers excellent lifecycle cost saving efficiencies and is easy to clean, sanitise and maintain
-  Offers more movement than traditional cement terrazzo and is less prone to cracking
-  Offers excellent chemical and stain resistance, ensuring an attractive finish is maintained
-  Incorporates a low emissions epoxy resin binder tested and certified by AgBB
-  Can be matched to any RAL colour or surrounding design schemes
-  Infinite design possibilities, choose your own aggregate and sizes
-  Retains warmth effectively, ideal for use over underfloor heating pipes




choose your look
infinite design
possibilities




step one: choose your aggregate

The aggregates used within the terrazzo are the major component of the floor finish. This can include anything ranging from natural stone, coloured glass, mirror glass, marble, clay, granite, flint or even fragments of pre-loved terrazzo. Using recycled aggregates as part of the terrazzo topping can help to contribute towards LEED credits.

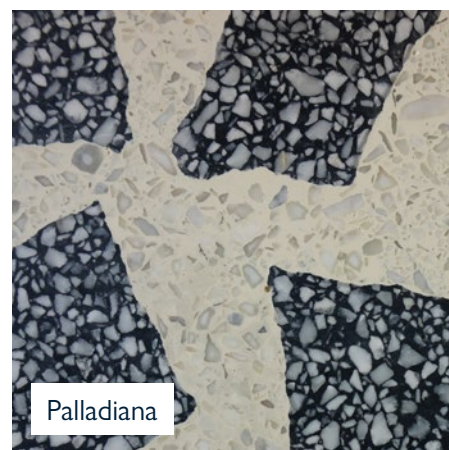
step two: choose your style



Classic














Venetian



Palladiana

step three: choose your size

Generally, the standard chip sizes for **vebro** Classic Terrazzo are categorized from MK000 to N8 as below. Our team will work with you to identify the most appropriate balance of aggregate sizes to create the look you desire.

										
MK000	MK00	MK0	N1	N2	N3	N4	N5	N6	N7	N8
<0.7 mm	0.7 – 1.2 mm	1.2 – 1.8 mm	1 – 3 mm	3 – 6 mm	6 – 9 mm	9 – 12 mm	12 – 16 mm	16 – 21 mm	21 – 27 mm	40 – 50 mm

step four: choose your epoxy resin binder colour



The colour of the Vebro Polymers' epoxy binder is totally customisable, allowing end users, architects and specifiers to match brand colours or interior design schemes perfectly. Alternatively, a clear binder is also available to produce a more natural finish. The material is liquid-tight, lighter than cement, offers excellent crack-resistance and meets AgBB criteria for low emissions coatings.


step five: choose your floor's finish

Vebro Polymers' high performance resin sealers are second to none. Choose from a high-gloss or matt polished finish for low traffic areas, or for high-traffic areas where slip resistance is critical a clear anti-slip bead can be incorporated into either the gloss or matt seal coats.

the terrazzo topping & all that lies beneath

From substrate repair and crack bandaging, through to cementitious levelling screeds, underfloor heating, and, of course, seamless terrazzo floor toppings, Vebro Polymers has all your flooring needs covered.

- 1 Prepared substrate
- 2 **vebro** underfloor heating system
- 3 Heavy duty **v**-Screed
- 4 **vebro** Classic Terrazzo



technical properties overview

↑ Thickness	Typically 9.0 mm once ground (dependent on aggregate size)
🔨 Compressive Strength	>55 N/mm
🔨 Flexural Strength	>20 N/mm
👤 Slip Resistance	Can be tailored to meet specific requirements
🔥 Fire Resistance	B _{fl} -s1
🌡 Temperature Resistance	<60°C

suitable applications




Corporate offices



Retail showrooms



Restaurants & bars



Museums & art galleries



Lobbies & atriums



Airports & shopping malls

the complete package



Specification & technical support

Our team will help ensure that your seamless resin terrazzo floor performs to your requirements



Technical drawings & design grids

Our expert team will be on hand to support with project-specific drawings and plans



Substrate & site survey

Our expert partners will ensure site and substrate conditions are optimal for successful installation



Material supply

All materials will be of the highest quality, and available on site for the installation team to get to work



Sample approval

The team will help to develop workable samples based on your vision for the floor finish



Installation service & aftercare

Vebro works with a network of trusted application partners to install your epoxy terrazzo floor

let's work together...

Vebro Polymers would love the opportunity to explore the possibility of working together on your bespoke seamless resin terrazzo project.

If this is something that you may be interested in, or if you need any more information on the limitless design possibilities of seamless resin terrazzo flooring, please do not hesitate to contact the team.

vebropolymers.com

Please note: the information in this guide is subject to change and the most recent technical data should be sought for accurate, up-to-date product or system information. Errors & omissions excepted. The applied colours may differ from the examples shown within this guide. Actual samples should always be viewed before making a final decision, especially if colour accuracy or matching is key to your decision.

© 2022, Vebro Group. All rights reserved.

vebro Classic Terrazzo Flooring Guide [Vebro Polymers] 18/07/22