

# warehouse dilapidations flooring guide

a big **hello** from vebro

Vebro Polymers is a supplier of polymer flooring, specialist coatings, pump screeds, rapid-drying screed additives and car park deck wearing solutions. Our products and systems have been expertly designed for use in a wide variety of applications including...



We can also provide specialist materials for use on fast turnaround new-build or refurbishment projects as well as those requiring subfloor preparation prior to the installation of final finishes.

## our big promise



Quality



Agility



Reliability

Vebro Polymers has been formed by like-minded individuals who — at the time — had over 200 years' combined experience in the polymer flooring, coatings and construction chemicals industry.

The company was founded on a simple service promise to customers, which aims to provide the best quality, agility and reliability in the industry.

**vebro**polymers.com

## peace of mind throughout your project

Vebro Polymers is proud to work with a select group of applicator partners in its local territories — a network of approved specialist resin flooring contractors who we're confident will follow the appropriate preparation and application methods to deliver a fit-for-purpose, long-lasting floor in your facility.

## global team, local expertise

Founded in the UK, Vebro Polymers has grown to serve local markets across the world. For local contact information, visit **vebro**polymers.com

## our STAR+ approach

The team at Vebro Polymers are committed, right from the beginning of your flooring project through to aftercare. We work closely with our applicator partners to deliver on all the key stages of your project.



### site survey & specification

Before any flooring works begin on site, the Vebro team, or one of our partners, will visit the site to complete a detailed and thorough site survey. This will allow our technical experts to produce a bespoke flooring specification that not only delivers on your specific service criteria, but also takes into consideration the substrate, condition, budget and construction schedules.



### tracking

The team at Vebro understands the importance of each key stage in flooring application. That's why we work closely with our applicator partners throughout each project to ensure that every stage is delivered to the highest of standards.



### application

At Vebro Polymers, we only work with experienced, trusted applicator partners and we're confident in their ability to install a fit-for-purpose floor coating system that meets the service criteria of your facility.



### review

Once the floor is installed on site, our team will ensure everything is completed to our high standards and, all packaging waste is correctly disposed of in line with government regulations and the floor is turned over to the client or follow-on trades.



### +aftercare

Floor maintenance requirements will differ depending on your specific environment, the type of floor installed and how it is used each day. We work alongside our applicator partners to share with you the best practice for keeping your floor in top condition.

# polymer flooring explained

## what is polymer flooring?

Polymerisation is, in short, a chemical reaction between multiple components to create a polymer.

Although the components of a polymer floor are primarily liquid (other than added decorative flakes, filler aggregates, texturising sand or anti-slip quartz beads), the chemical reaction results in a hard, durable surface.

There are different types of polymer flooring, each with its own unique performance characteristics.

Technology	Best for...
Epoxy	Applications where durability and chemical resistance are required
Polyurethane	Applications where elasticity, impact resistance and UV stability are required
Polyurethane Concrete	Heavy-duty applications and areas of thermal shock
Comfort PU Liquid Vinyl	Commercial applications where design and improved indoor environmental quality are of high importance
Methyl Methacrylate (MMA)	Speedy applications, where a quick turnaround is required

# how is polymer flooring installed?

The first, and arguably most important, step in the installation of a resin floor system is preparation. The applicator will ensure that the substrate is smooth, level and free of contaminants like dust, oils or grease that may affect the integrity of the final finish.

Once the substrate is ready, resin flooring materials are installed by experienced applicators in layers. Depending on the type of floor system being installed, this process often starts with a primer layer, then body coats and sealers where necessary, ensuring each coat has cured to the appropriate degree before moving on to the next.

# benefits of seamless resin floor finishes



Abrasion & impact resistant finishes to improve floor life cycle



Fast-cure options available for fast-turnaround construction schedules



Customisable slip resistance profile to aid in workplace safety



Linemarking & demarcation available to aid in navigation



Durable, heavy duty finishes that accommodate forklift traffic



Various formulations & performance criteria options for all budgets

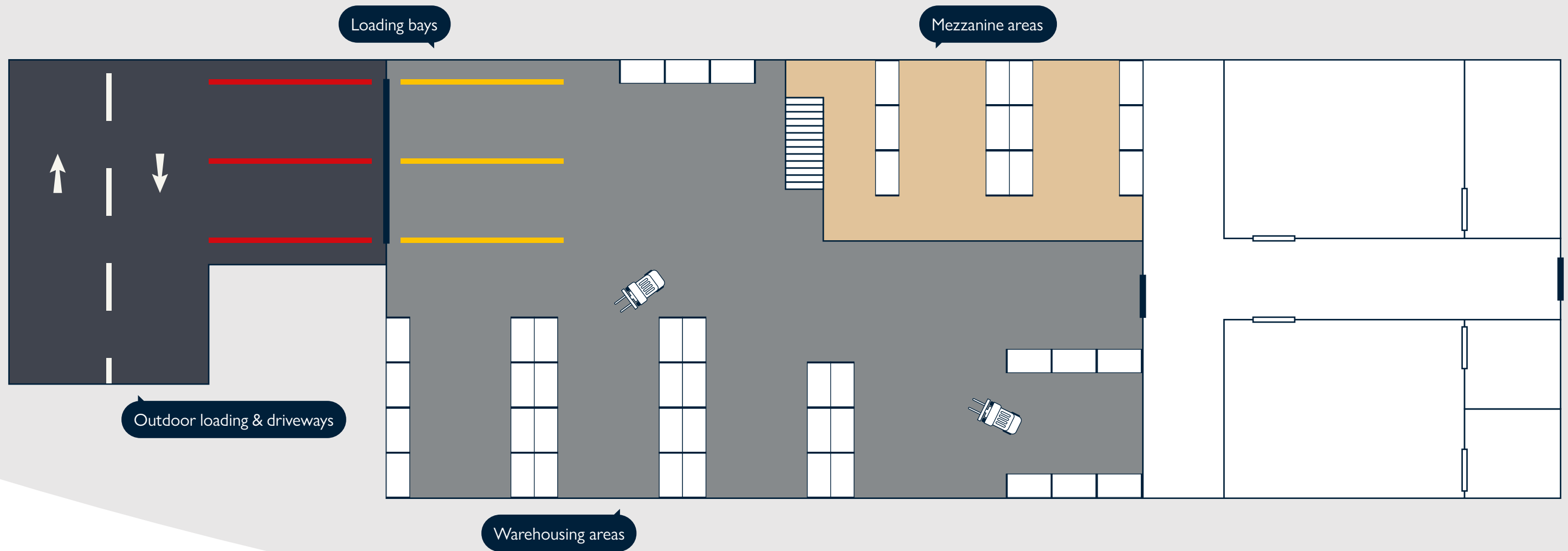


Chemical resistant finishes that help to elongate the life cycle of the floor finish



Easy to clean, seamless & impervious finishes





# dilapidations floor systems solutions

Each of Vebro Polymers' range of floor systems has been specifically designed to meet various service criteria.

For that reason, we've put together our recommended floor systems for each area of industrial warehouse dilapidations.

level with us...

If your substrate needs some attention, **vebro**screed systems are also available should any levelling be required prior to the installation of polymer finishes! Visit [vebropolymers.com](https://vebropolymers.com) for more information.


[vebropolymers.com](https://vebropolymers.com)



Repair mortars & jointing compounds



High build epoxy & polyurethane coating systems



Self-levelling epoxy & polyurethane coating systems



Cementitious levelling & wearing screeds



Safety line marking & cross-hatching

# warehouse floor systems guide

Ranging from epoxy and polyurethane coating systems for warehouses and corridors, through to methyl-methacrylate deck systems and demarcation for loading bays, Vebro Polymers offers a complete range of resin flooring materials for warehouse diapidations.

Vebro Polymers' range of epoxy, polyurethane and MMA flooring and deck coating systems are available in a wide range of standard, non-standard and premium colours. For your copy of the Vebro Polymers Colour Bible, visit [vebropolymers.com](http://vebropolymers.com).



## what does it all mean?

Throughout this floor system guide, you will see a number of icons relating to the installation and performance features of each system recommended for industrial facilities and warehouse units. Here's what they all mean...

  
Application thickness

  
FeRFA type

  
Working time

  
Time before light foot traffic

  
Full chemical curing time at 20°C

### technically speaking...

Looking for technical information? Full technical profiles can be found in Vebro Polymers' technical datasheets.

For the most recent technical datasheets and standard system specifications, please visit [vebropolymers.com](http://vebropolymers.com)


# epoxy & polyurethane floor coating systems


### vebrores EP SC


- 1 vebro EP Sealer (Semi Gloss) (2 coats)

best for warehousing areas

0.12 mm

 ~40 mins

 6 hrs





### vebrores EP HBC


- 1 vebro EP Primer
- 2 vebro EP Universal (2 coats)


best for warehousing areas

0.35 mm

 ~20 mins

 16 hrs

 7 days





### vebrores EP HBC SR


- 1 vebro EP Primer
- 2 vebro EP Universal
- 3 vebro 52 / 30 Silica Sand
- 4 vebro EP Universal


best for warehousing areas

1.0 mm

 ~20 mins

 16 hrs

 7 days



## vebrores EP SL

- 1 vebro EP Primer (2 coats)
- 2 vebro EP SL



best for warehousing areas

2.0 – 4.0 mm


~60 mins

16 hrs

7 days

## vebrores EP SL SR

- 1 vebro EP Primer (2 coats)
- 2 vebro EP SL
- 3 vebro EP Universal
- 4 vebro 52 / 30 Silica Sand
- 5 vebro EP Universal



best for loading bays

3.0 – 5.0 mm

~60 mins

16 hrs

7 days

## vebrores PU HBC

- 1 vebro EP Primer
- 2 vebro PU HBC (2 coats)



best for warehousing areas & mezzanines

0.7 mm

20–25 mins

16 hrs

7 days

## vebrores PU SL HD

- 1 vebro EP Primer
- 2 vebro PU SL HD



best for warehousing areas, mezzanines & loading bays

2.0 – 4.0 mm

20–25 mins

16 hrs

7 days

# sub-floor & wearing screeds

## vebroscreed Industrial

vebroscreed Industrial is a deep-fill, rapid-setting, high strength cementitious smoothing underlayment.

- ✓ 30 – 40 minutes working time
- ✓ Foot traffic in 2 – 3 hours
- ✓ Pump or trowel applied
- ✓ Suitable to receive a resin floor coating system
- ✓ Suitable for underfloor heating systems
- ✓ Protein-free and moisture tolerant
- ✓ Can be used with vebroscreed Top as a wearing surface



best for levelling prior to floor finishes

5.0 – 50.0 mm

30 – 40 mins

2 – 3 hrs

36+ hrs

## vebroscreed Top

vebroscreed Top is a 1-component, high-strength, self levelling wearing screed and smoothing underlayment.

- ✓ Can be used as a wearing surface (minimum 5.0 mm)
- ✓ Pump or trowel applied
- ✓ Suitable to receive a resin floor coating system
- ✓ Suitable for underfloor heating systems
- ✓ Protein-free and moisture tolerant
- ✓ Extremely smooth finish with superior flow



best for wearing surfaces

5.0 – 30.0 mm

20 – 30 mins

2 – 3 hrs

12+ hrs

but wait, there's more...

Vebro Polymers is also able to offer repair mortars, jointing compounds and safety linemarking products. For more information, visit [vebropolymers.com](https://vebropolymers.com)



# vebro polymers.com

**Please note:** the information in this guide is subject to change and the most recent technical data should be sought for accurate, up-to-date product or system information. Errors & omissions excepted. The applied colours may differ from the examples shown within this guide. Actual samples should always be viewed before making a final decision, especially if colour accuracy or matching is key to your decision.

© 2022, Vebro Group. All rights reserved.

Dilapidations Flooring Guide [Vebro Polymers] 19/07/22